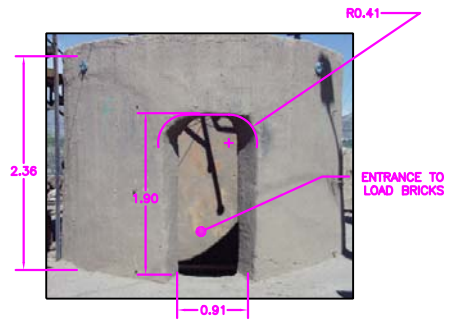
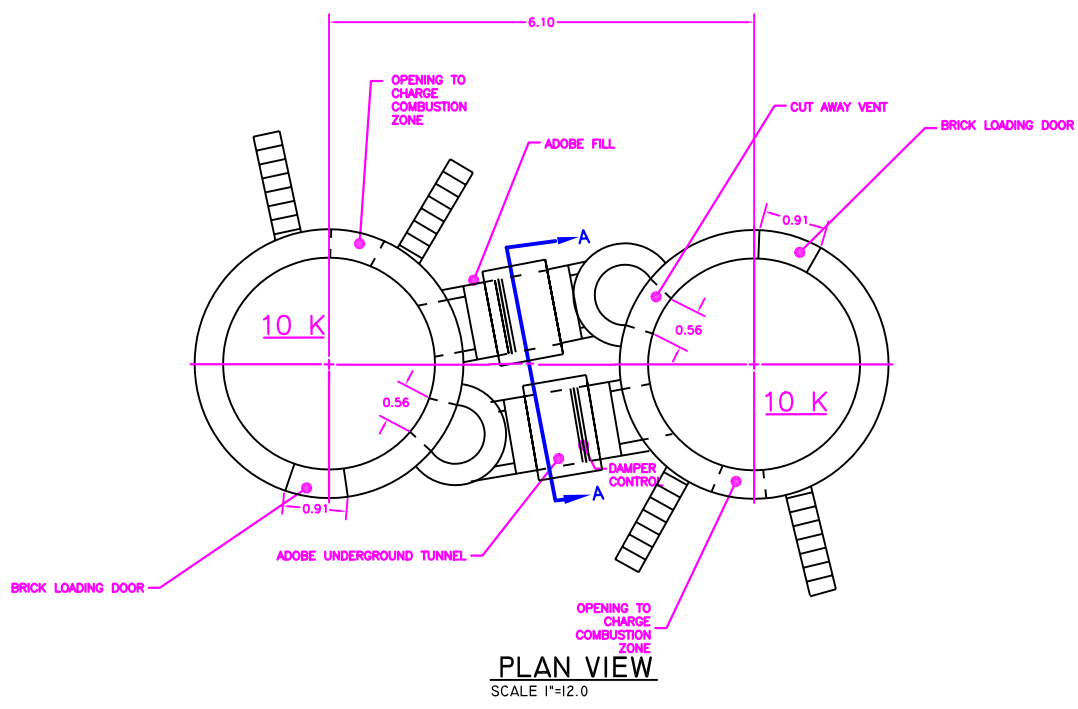
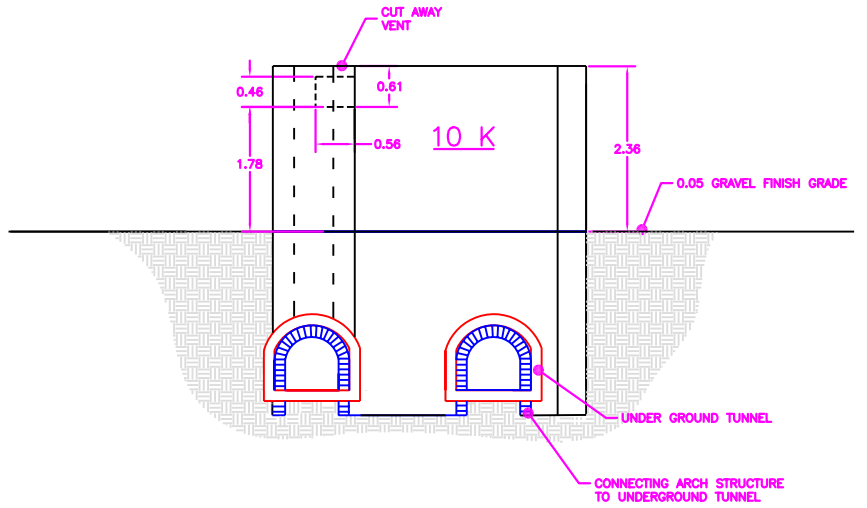


# PHASE II



**BRICK LOADING ENTRANCE TO 10K**  
SCALE 1"=12.0



**A/2** **DETAIL ELEVATION VIEW 10K**  
SCALE 1"=12.0

DESIGNED BY	DATE
DRAWN BY	DATE
REVIEWED BY	DATE
APPROVED BY	DATE

DESIGNED BY ROBERTO MARQUEZ (MNSU)	DATE 05-30-03	
DRAWN BY ARNOLD SALINAS	DATE 05-30-03	
REVIEWED BY JOSEPH MENDOZA, ERNESTO OCHOA	DATE 05-30-03	EL PASO ELECTRIC Co. EL PASO, TX
APPROVED BY LUIS ITO, MARK RODRIGUEZ, RUSSEL CORRELL	DATE 05-30-03	CHUPA HUMO KILN PHASE 2
		JOB NUMBER
		DWG. No. 2